



SEABOATS

MARINE BROKERS WITH A GLOBAL APPROACH

AUSTRALIA - BULGARIA - INDIA - INDONESIA - ITALY - MALAYSIA - NEW ZEALAND - PANAMA - PHILIPPINES - SINGAPORE - SPAIN - UK - USA - VENEZUELA - VIETNAM

sales@seaboats.net - www.seaboats.net

NEW BUILD - 18.48m Guest Transfer Vessel



Listing ID - 1405

Description NEW BUILD - Guest Transfer Vessel / Ferry

Date Built to Order

Launched

Length 18.48m (60ft 7in)

Beam 5.34m (17ft 6in)

Draft 1.20m (3ft 11in)

Location ex factory (Turkey)

Broker Giuseppe Filippone
giuseppe.filippone@seaboatsbrokers.com
+39 329 886 8343

Price P.O.A.

General Description

Gtv 17 Is A High Performance Ferry Designed For Tourist Or Crew-transfer Services. She Can Carry 50 Passenger Safely , And Deliver Up To 26 Kn Cruising Speed In Any Weather Condition.
Two Units Have Already Been Built And Are In Service In Qatar.

The Boat Is Of Grp (Pvc Foam Sandwich) Construction And Equipped With Two Heavy Duty Diesel Engines Of 650 Hp Each. The Hull Is Also Optimized For High Performance And Seakeeping On Shallow Water Conditions.

Principal Dimensions

- Length Overall 18.48m
- Length Of Waterline 16.98m
- Moulded Beam 5.34m

- Depth 3.05m
- Draught 1.20m
- Displacement (Full) 30.50 T
- Displacement (Light) 23.00 T
- Speed (Cont. @ Halfload) 18 kn
- Speed (Max. @ Halfload) 24 kn

Capacities

- Fuel 2,800 Lts
- Freshwater 1,500 Lts
- Blackwater 700 Lts
- Greywater 700 Lts

Propulsion

- Main Engines Scania, Di13 072m. 600 Bhp
- Gearbox Zf Or Twindisc, 2.50:1 Reduction
- Power 2 X 600bhp @ 2300rpm
- Shafts Aisi 316l, 80mm Dia
- Propellers Bronze, 4-blades
- Steering System Data, Ds-290, Electro Hydraulic With Emergency Tiller
- Exhaust System Wet-type With Silencer

Electrical Systems

- Main System 24vdc And 220 Vac
- Generators Onan, 220vac, 17.5 Kw
- Batteries Service Battery Bank, 400 Ah
- Start Batteries, 225 Ah, 4 Pcs
- Start Batteries, 150 Ah, 2 Pcs
- Battery Charger Mastervolt, 24/25, 12/15
- Shore Power Connection 32 Amp

Accommodation Area

- Main Saloon Fixed Seating For 50 Pax
- Folding Type Tables
- 220vac Plugs
- Curtains
- Wc Cabins Ladies, Elec. Operated Wc Head With Sink
- Men, Elec. Operated Wc Head With Sink
- Upholstery Artificial Leather/Laquer On Removable Ceilings
- High Quality Canvas/Lether On Seating
- Woodwork High Quality Pvc Panels On Floors
- High Quality Carpet Panels On Floors
- Entertainment System With Lcd Tv And Speakers
- Air Conditioning : Marineair 108,000 Btu, Self-contained System

Helm Station

- Main Engine Control Panels
- Generator Control Panels
- Engine Throttles
- Navigation System
- Steering System
- Tank Monitoring
- Fire & Bilge Monitoring And Control Panel
- Main Dc Control Panel
- Main Ac Control Panel
- Switchboard

Electronics

- Navigation System Raymarine, 12" Chartplotter
- Raymarine, Radar
- Raymarine, Gps Antenna
- Raymarine, Transducer
- Icom, Vhf
- Vhf Antenna

Mooring And Deck Hardware

- Windlass, Lofranz, 2300 Watt, 24vdc
- Aft Bollards, Aisi 316L, 300mm (2 Pcs)
- Fore Bollards, Aisi 316L, 300mm (2 Pcs)
- Side Cleats, Aisi 316L (2 Pcs)
- Aft Deck Door, Aisi 316L
- Fore Deck Guardrail, 316L
- Side Fender, Fixed, 1 Rail
- Aft Fender, Fixed, 3 Rails
- Chain Galvanized Steel, Calibrated 10mm Dia, 80mt Length
- Anchor Galvanized Steel, 80 Kg

Tank Monitoring

- 24vdc, Analogue Level Gauges
- Remote Operated Discharge Activation

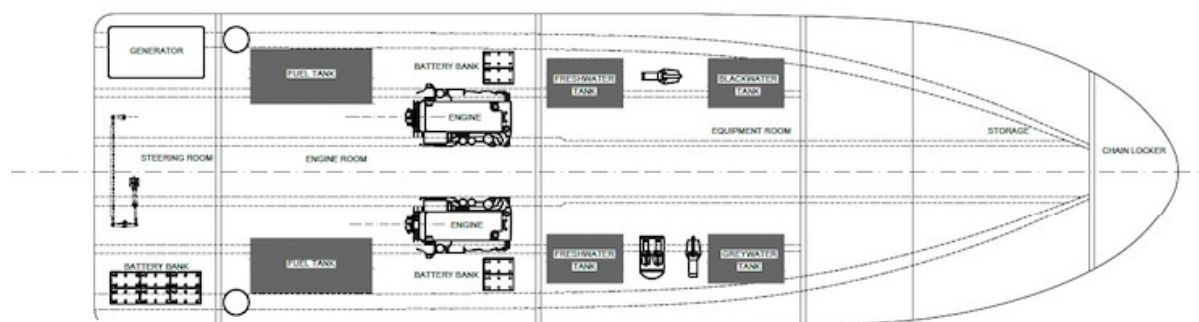
Tanks & Systems

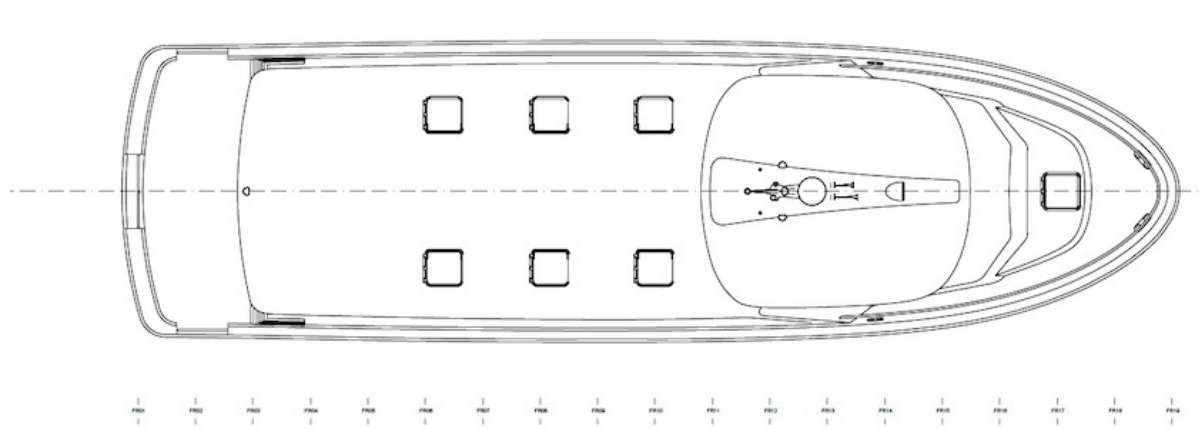
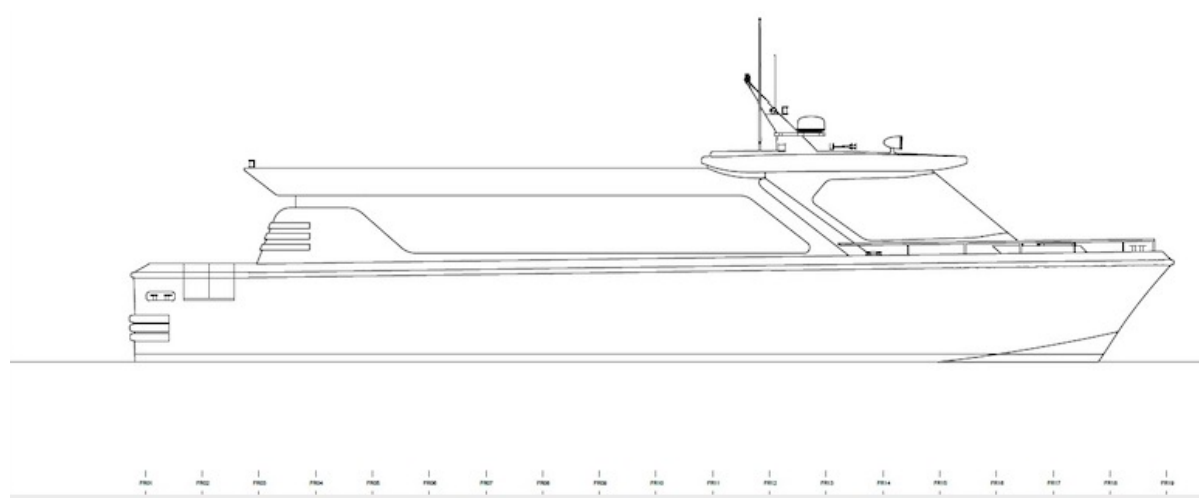
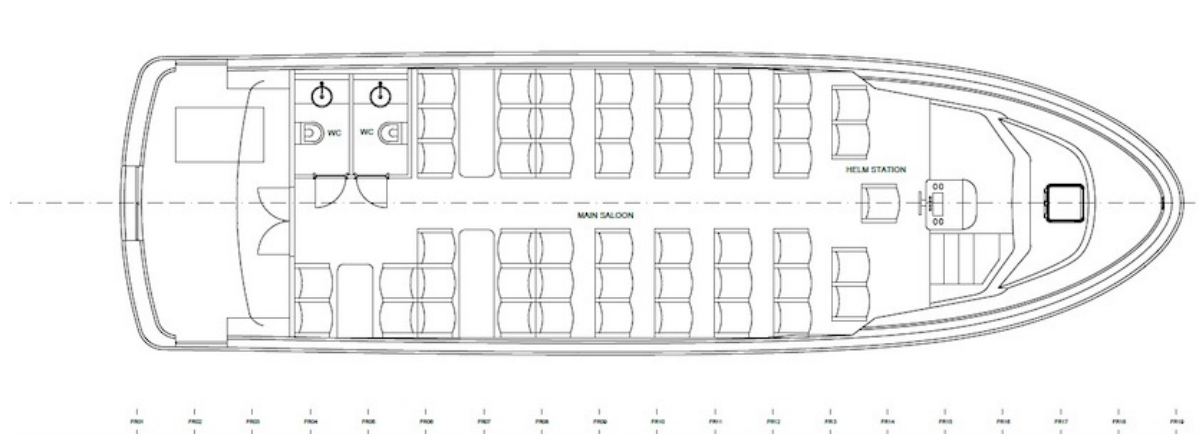
- Stainless Steel, Aisi304 Fuel Tanks
- Hdpe, Blackwater Tank
- Hdpe, Greywater Tank
- Hdpe, Freshwater Tank
- Smoke Filters
- Fuel Filters

- Fittings, Brass / Aisi 304
- Ppr Piping For Sanitary And Bilge System
- Metal Piping For Fuel And Firefighting System
- Leo, Macerators, 220vac
- Leo, Freshwater Pump, 24vdc
- Rule, Bilge Pumps, 24vdc
- Leo, Firefighting, Deck And Chainwashing, 220vac
- Firefighting Station With Intl Connection And Nozzle
- Remote Operated Quick Closing Fuel System

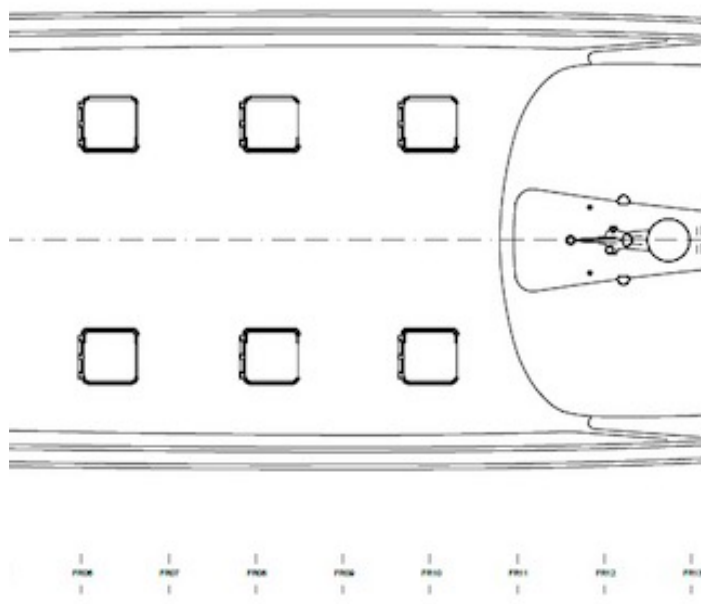
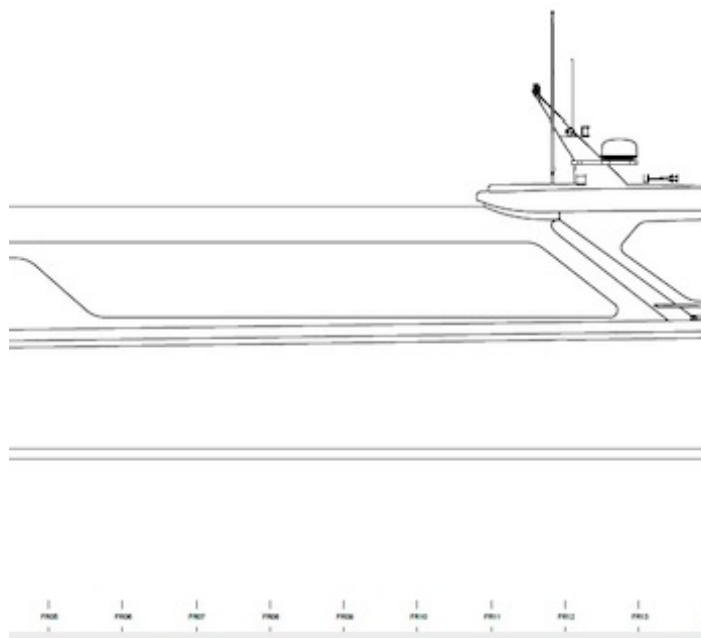
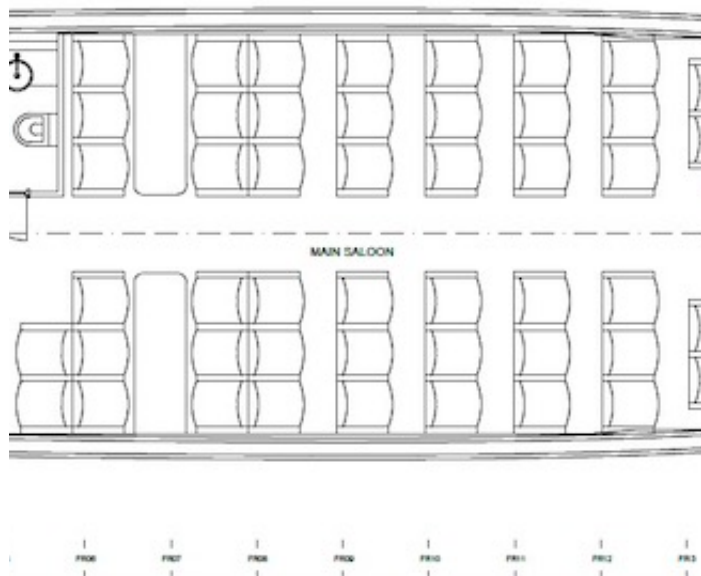
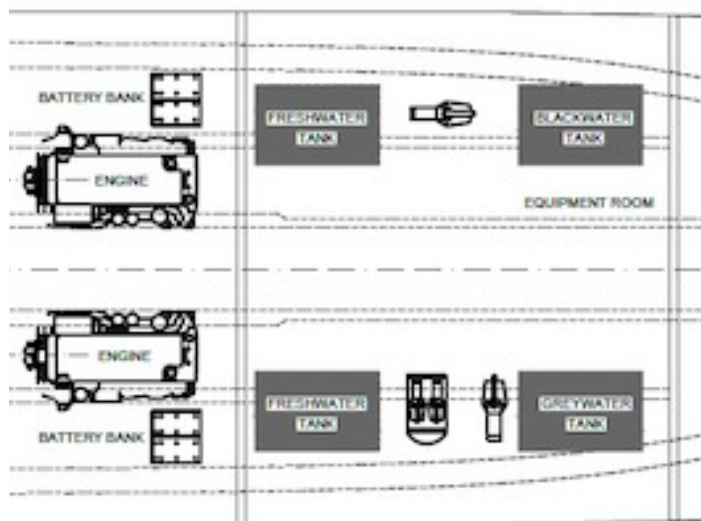
Various

- Horn Tmc, 24vdc
- Projector Jabsco, 24vdc
- Fire Fighting System Engine Room, Fm200, Automatic Activation
- Accommodation Area : Powder Cylinders 2 Kg, 6 Pcs
- Heat, Fire And Smoke Detectors
- Insulation Engine Room, Rockwool 50 Kg/M3 With Sound Insulation
- Accommodations Area, Pu Foam Panels 35 Kg/M3
- Windows & Hatches Laminated Windows, Coloured
- Electric Op. Windshield Wipers, 1 Pcs
- Al. Framed, Open Type Roof Hatches
- Interior Lights Led Type, 24vdc
- Exterior Lights Led Type, 24vdc
- Plugs And Switches Vimar
- Navigation Lights Dhr, 24vdc, Colreg Compl.
- Safety Life Jackets, 60 Pcs
- Life Buoys, 2 Pcs.









The details of all vessels are offered in good faith but we cannot guarantee or warrant the accuracy of this information nor warrant the condition of the vessel. Any buyer should instruct their agents, or their surveyors, to investigate such details as the buyer desires validated. This vessel is offered subject to sale, price change, location or withdrawal without notice.

