



SEABOATS

MARINE BROKERS WITH A GLOBAL APPROACH

AUSTRALIA - BULGARIA - INDIA - INDONESIA - ITALY - MALAYSIA - NEW ZEALAND - PANAMA - PHILIPPINES - SINGAPORE - SPAIN - UK - USA - VENEZUELA - VIETNAM

sales@seaboats.net - www.seaboats.net

NEW BUILD - 34m Utility/ Supply Vessel



Listing ID - 1857

Description 34m Utility/ Supply Vessel

Date Launched Under construction, deliver 3 months from contract signing

Length 34m (111ft 6in)

Beam 9.8m (32ft)

Draft 3.23m (10ft 7in)

Location Europe

Broker John Kearns
john.kearns@seaboatsbrokers.com
+64 21 400 805

Price POA

Builder / Shipyard: Arena Offshore / Istanbul Turkey

Designer: Alfa Marine Design

Classification: Bureau Veritas (BV)

1 + Hull + Machinery, Supply Vessel

Oil Product FP >60° - Fire Fighting Ship E

In Water Survey-Cargo Gear

Unrestricted Navigation Area (A1+A2)

GRT: 386

MAIN PARTICULARS

Length Overall: 34.00m

Length BP: 28.11m

Breadth Moulded: 9.80m

Depth Moulded: 3.85m

Draught: 3.23m

MACHINERY

Main Engines: 2 x CATERPILLAR C32 ACERT-1300 BHP @ 1800 rpm

Total Power: 2600 BHP

Gearboxes: 2 x MASSON (*) Ratio: 4:1

Aux. Generators: 2 x CATERPILLAR C9 DITA, 250 kVA @ 1500 rpm, 50Hz

Harbour Genset: 80 kVA @ 1500 rpm

Bow Thruster: 99 kW Electric Driven Bow Thruster

Propellers: 2 x ZF 4 Bladed Fixed Pitch Propellers (*)

Steering Gear: DATA Hydraulic Cylinders (*)

2 x 1000 Tm (35 degree / each)

Driven by hydraulic power pack

PERFORMANCE

Maximum Speed: 13 knots

Max. Fuel Consumption: 200 L/h each engine

Economical Speed: 11 Knots

Eco. Fuel Consumption: 110 L/h each engine

Range: 3700 Nm @ 100% MCR

CARGO CAPACITIES

Free Deck Area: 125m²

Deck Strength: 2 Tonnes/m²

Deck Load: 100 Tonnes

Diesel Oil Capacity: 170m³

Fresh Water Capacity: 45m³

Container Lashings: For Four (4) TEU Containers

ACCOMMODATION

Total 20 men

3 x Single Crew Cabin, 3 x Double Crew Cabin

1 x Three Crew Cabin, 2 x Four Crew Cabin, 2 x Mess Room with TV

1 Galley with Refrigerator + Hot Plates + Dry Provision Room

1 x Hospital, Cold Store, Laundry

Air-conditioning: Fully air conditioned with central air handling unit

FIRE FIGHTING

1400 m³/h driven by main engine

2 x Water Monitor, max 1000 L/min

Remote Control Operated

DECK EQUIPMENT

Anchor Windlass: 2 x Electrical driven windlass, 390 kg/each VHHP Two (2) Anchors

Chain: Chain 330m / 22mm Q3 type

Deck Crane: Hydraulic Telescopic Offshore Deck Crane

Boom at 8m Outreach SWL: 3.5 Tonnes

Winch: Hydraulic Double Drum Winch

Drum Pull 10 Tonnes / each

Wire Capacity (total) 500 m x dia 36mm

Driving Unit Clutch Control

Stern Roller: 3m Long by 1.5 diameter steel shaft / roller bearing

Mooring Capstan: 2 x 2 Tonnes capacity driven by electric

A-Frame: 20 Tonnes @ 2.5m Outreach – Hydraulic driven by power pack

A-Frame is detachable if necessary

RADIO NAVIGATION & EQUIPMENT

Radar: 2 KODEN – MDC 2910P/72n.m. 19” high resolution color LCD (*)

Echo Sounder: 1 set Skipper – GDS 101 (*)

Magnetic Compass: 1 set LILEY & GELLIE-SCH105 (*)

Autopilot: 1 set SIMRAD-AP28 (*)

GPS Navigator: 1 set KODEN-KGP 920 18’ true parallel reception, SBAS ready (*)

GMDSS: 3 set Sailor-3520 Portable VHF (*)

VHF DSC: 2 set Sailor – 6222 VHF (*)

SART: 1 set Sailor SART II, 9 GHz search and rescue transponder (*)

AIS: 1 set Sailor 6280 (*)

EPIRB: 1 Set Sailor 406 Satellite 406 MHz, Inc. automatic release bracket (*)

BWAS: 1 set LILLEY & GILLIE-BNWS (*)

MF-HF DSC SYSTEM: 1 set Sailor 6310 (*)

GPS Compass: 1 set KODEN-KGC 22 (*)

Chart Plotter: 1 set KODEN (*)

Navtex: 1 set Sailor 6391 (*)

Speed Log: 1 set Walker Speed log (*)

Fleet Broadband: 1 set Sailor 250 (*)

Talkback: 1 set Zenitel ETB-5 Stations (*)

SP Telephone System: 1 Set Vingtor-2 Stations (*)

SSAS & LRIT: 1 set Sailor 6120 (*)

Air Band VHF: 1 set Tron Air Band Portable VHF (*)

Electronic Weather Station: 1 set Airmar PB 150 (*)

Local TV system

PUMPS

Bilge & General Service Pump: 25m³/h – 30m total head with self-priming

Fire & Bilge Pump: 25m³/h – 70m total head with self-priming

General Service Pump: 25m³/h – 30m total head with self-priming

FiFi Pump: Engine driven type. Capacity 1400 m³/h @ 125m total head

Bilge Discharge Pump: 2 m³/h – 70m total head

Emergency Diesel fire Pump: 25m³/h – 50m total head

D/O Service Pump: 0.5m³/h – 40m total head

D/O Cargo Pump: 45m³/h – 50m total head

F/W Cargo Pump: 45m³/h – 50m total head with self-priming

Air Compressor: 200 L capacity compressor will be installed to supply service air.

GENERAL FEATURES

Forward & Aft Bridge Control (Bridge / Maneuvering Stations)

Provisions Cold Store 10m³ (+4 degree)

Fuel Separator 760 L/h

Search Light 1000 Watt-Remote Controlled-Fore & Aft

Tank level gauging system with Cargo D/O & F/W flow meters

Hot Water System

Main Engine Maintenance Hatch – 2.50m x 1.50m (PS & STB)

Wood covered deck

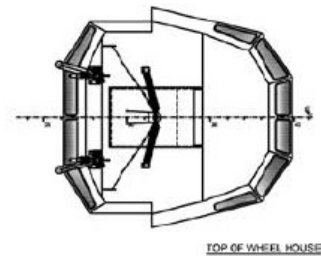
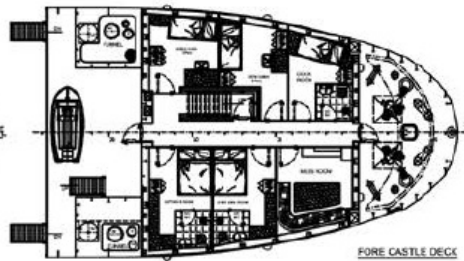
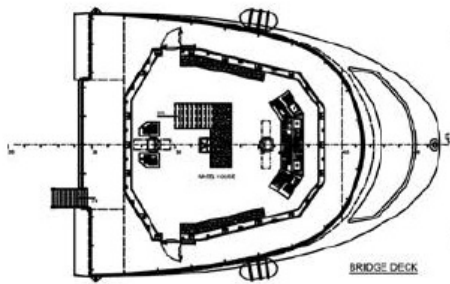
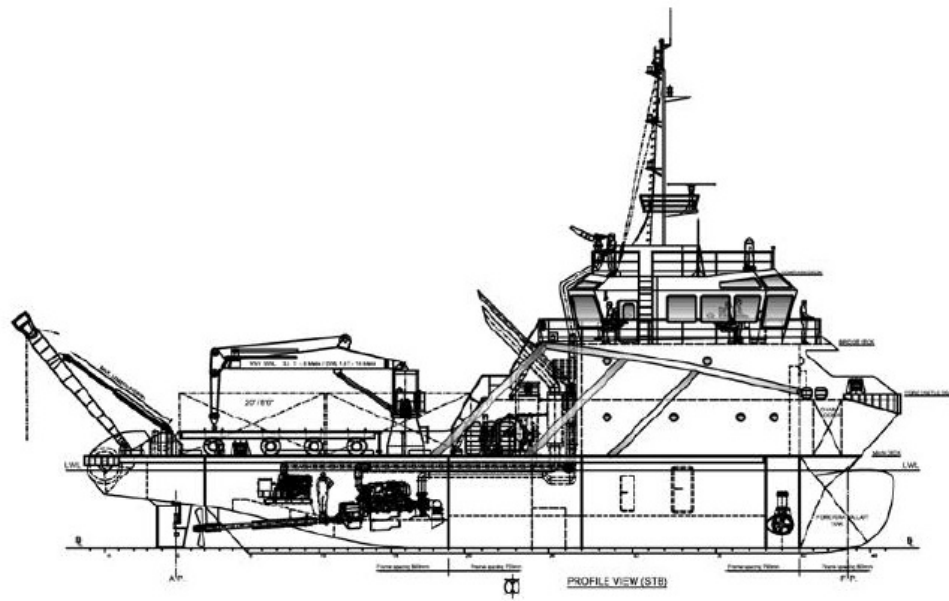
Durable Epoxy paint system by JOTUN

Deck Electrical Socket (Waterproof) + Container Supply

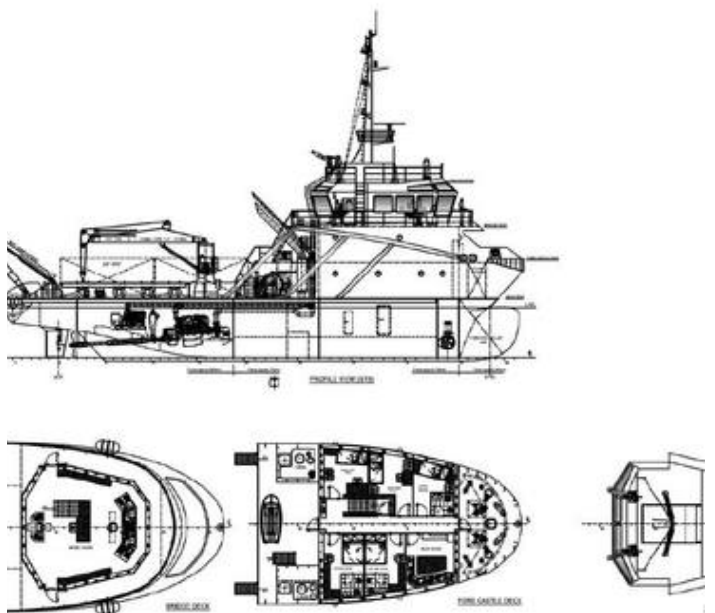
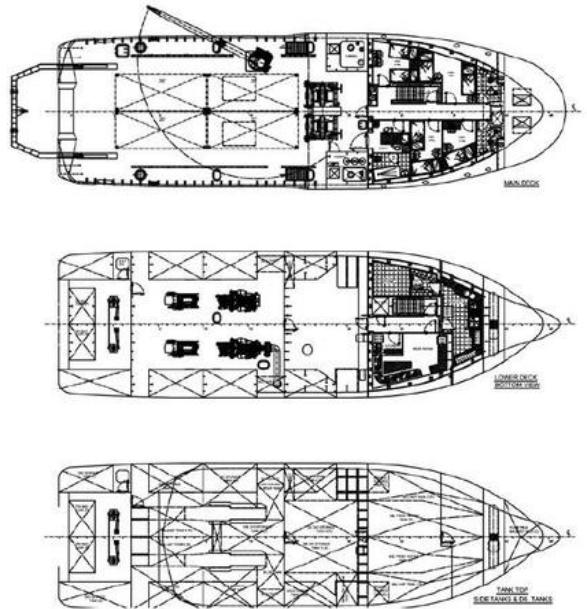
CCTV – Steering & Machinery Space / Mess Room / Bow & Deck

Sewage Water Treatment Unit

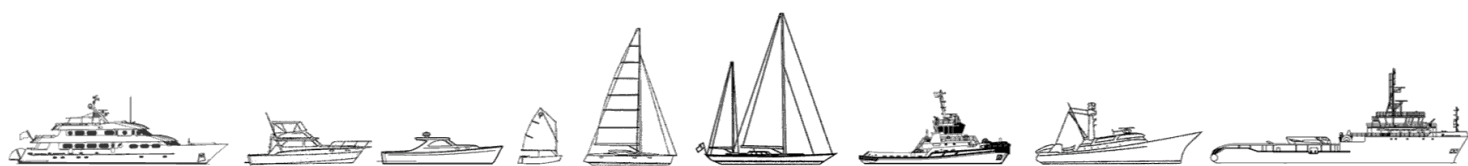
Alarm Monitoring system for D/O & F/W Tank's high and low levels







The details of all vessels are offered in good faith but we cannot guarantee or warrant the accuracy of this information nor warrant the condition of the vessel. Any buyer should instruct their agents, or their surveyors, to investigate such details as the buyer desires validated. This vessel is offered subject to sale, price change, location or withdrawal without notice.



AUSTRALIA - BULGARIA - INDIA - INDONESIA - ITALY - MALAYSIA - NEW ZEALAND - PANAMA - PHILIPPINES - SINGAPORE - SPAIN - UK - USA - VENEZUELA - VIETNAM