



# SEABOATS

MARINE BROKERS WITH A GLOBAL APPROACH

AUSTRALIA - BULGARIA - INDIA - INDONESIA - ITALY - MALAYSIA - NEW ZEALAND - PANAMA - PHILIPPINES - SINGAPORE - SPAIN - UK - USA - VENEZUELA - VIETNAM

[sales@seaboats.net](mailto:sales@seaboats.net) - [www.seaboats.net](http://www.seaboats.net)

## NEW BUILD - Ocean Rover 28m Fast



### Listing ID - 3643

**Description** Ocean Rover 28m Fast

**Date** Built to Order

**Launched**

**Length** 28.0m (91ft 8in)

**Beam** 7.4m (24ft 4in)

**Draft** 1.98m (6ft 6in)

**Note** 245,000 lbs

**Location** Turkey

**Broker** Clive Bennett

[clive.bennett@seaboatsbrokers.com](mailto:clive.bennett@seaboatsbrokers.com)

+64 27 494 9799

**Price** \$12 million USD

This vessel has loads of room for visiting family or as a successful charter boat. There is accommodation for 12 guests in five staterooms and four crew in two cabins.

Private space and entertaining room are on separate decks with plenty of glass and easy access to the outdoors. The main deck has sliding glass doors port and starboard to let in the light and fresh air. The doors out to the aft deck can be opened right up to bring the outside in allowing the main salon to become part of the outdoor entertaining. Stairs aft lead down to a large swim platform with a lowering centre section for easy water access. There is even a mini beach club built into the stern. Main deck forward is the dining room and galley with a centre island/breakfast bar. The fore peak is down just half a flight where there are three guest staterooms with queen berths each with their own bathrooms. Down another half a flight and you find two more staterooms fitted with a double and a fold down single and of course their own bathrooms. From the main deck forward up half a flight are two crew cabins and the bridge. Here you can access the fore deck or continue on half a flight to the flybridge. This area is dedicated to the sun worshippers, although there is a shade area provided by the hard top. There is also a plunge pool/hot tub.

The aft engine room is accessible from a side deck door and down a ladder. The engine room is spacious with a work bench and day tank. A hybrid propulsion system is optional for silent electric power to move the vessel along at 4 knots for harbour and river cruising. The twin diesels have power options able to take the vessel up to 24 knots. There is a large mechanical space under the forepeak.

The super fuel-efficient, semi-displacement hull form that has been thoroughly tank tested with our latest hull technology to ensure superior powering characteristics and seakeeping. The aluminium hull is a conically projected, double chined form with wide spray knocker, flared bow, and a transom stern. It is longitudinally framed with wide spaced transverse frames for maximum strength.

The sportfish version has done many ocean miles and the captain has given us the following report; We have recently finished a hard 1300nm leg from Okinawa to Guam (where we are currently moored). The conditions were severe including 30-40 knot NW winds and a sea state that grew to 14-16 ft. swells/waves taken on the port beam and port bow for several days. She's been outstanding in some extremely inclement weather. Weather is hot and sunny here in Subic Bay, Philippines.

#### **PRINCIPAL DIMENSIONS (approx.)**

Length Overall: 28.0m (91'-8")

Length Waterline: 25.6m (84'-0")

Beam: 7.4m (24'-4")

Draft :1.98m (6'-6")

Displacement (S.W.): 111 Tonnes (245,000 lbs.)

#### **CONSTRUCTION**

Hull and Superstructure Aluminium

#### **TANKAGE**

Fuel Capacity 13,250 L (3,500 US gal.)

Fresh Water Capacity 4,164 L (1,100 US gal.)

Grey & Waste Water Capacity 1,900 L (500 US gal. each)

#### **MACHINERY**

Propulsion 2 x Diesels

Gensets (diesels) 2 x 60 kw (50 Hz)

Watermakers (reverse osmosis) 2 x 1,000 US gal. per day

#### **POWERING PREDICTIONS (estimated)**

4 knots: 1 x 50 HP electric power range = 400 knt. miles

12 knots: 2 x 225 HP fuel consumption 23 gal/hr range = 1800 knt. miles

18 knots: 2 x 1050 HP fuel consumption 106 gal/hr range = 595 knt. Miles

24 knots: 2 x 1450 HP fuel consumption 146 gal/hr range = 500 knt. Miles

#### **STABILITY (half loaded, intact, estimated)**

Positive righting arm past 160 degrees

Downflooding point past 60 degrees

GM = 4.0 ft.

#### **MAIN ENGINES**

2 x diesels with underwater exhaust.

## **SHAFTS AND PROPS**

2 x standard shafted 4 blade high performance props.

## **FUEL MANAGEMENT**

A Racor filter and fuel management system shall be installed.

## **WATERTIGHT BULKHEADS**

4 watertight bulkheads make for 5 watertight compartments.

## **SEACHEST SYSTEM**

All seawater entering the boat comes in through 2 large Seachests with removable tops fitted above the waterline that may be opened when afloat to remove obstructions.

## **WASTE MANAGEMENT**

A waste treatment plant shall be installed to latest regulations.

## **GROUNDING PLATE**

A 1" thick heavy grounding shoe runs the full length of the keel bottom

## **FIXED/ACTIVE STABILIZERS**

A stabilization system shall be installed utilizing a Key Power hydraulic system. Shipyard to fabricate the fins to a Bray Yacht design.

## **BOW THRUSTERS**

Electric thruster to be fitted in the bow.

## **BOW ANCHOR WINDLASS**

Muir windlass with power up and down switches

## **TRANSOM**

A large swim platform is fitted with a transformer that can be lowered into the water (Opacmare). The transom door shall hinge up to access storage for swim gear and recreational equipment.

## **GENSET**

2 x Northern Lights diesel 60 kw 50 cycle genset with sound shield

## **AIR CONDITIONING**

8 zone air-conditioning system fitted with chill chasers.

9 air changes per hour for all Accommodation areas.

## **BATTERY BANKS**

Arranged into systems of priority. One system for starting the main engines, one for the gensets, and one system for house power.

## **INTERIOR**

A quality yacht interior shall be fitted but without the need for the use of marble or gold fixtures. Interior cabinetry shall be American Walnut. Light cream carpets fitted throughout. Leather seating on all furniture.

## **EXTERIOR**

House and hull to be faired and painted above the waterline. Teak decks to be installed.

### **TANKS**

All the tanks are integral under the lower sole.

### **PRESSURE WATER SYSTEM**

Providing 40 – 60 p.s.i. continuous pressure.

### **CONSTRUCTION**

The entire hull is designed without any compound curves eliminating the need for any stretch forming of plates. The double chined hull is conically projected so that large sheets may be applied without any need for forming or machine bending. The transverse frames are flanged plate with close spaced longitudinals sprung into place. There is approx. 29,500 kg (65,000 lbs.) of aluminium in the vessel's structure.

### **SOUND LEVELS**


Maximum sound levels shall not exceed the following levels (dB A weighted) at 12 knots cruise speed:

Owner's Accommodation: 55


Guest and Crew Cabins: 60

Public rooms: 60


Bridge: 65



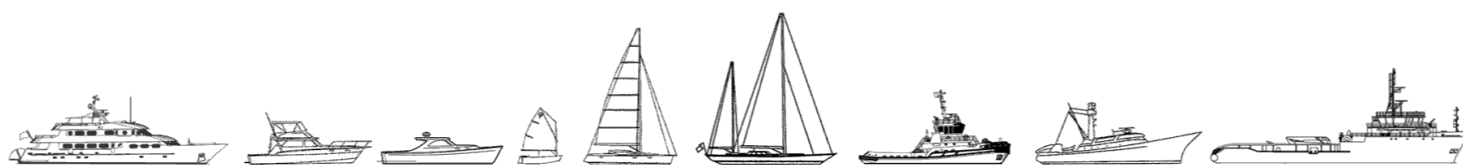
Mini Beach Club



Model testing at 24 knots



The details of all vessels are offered in good faith but we cannot guarantee or warrant the accuracy of this information nor warrant the condition of the vessel. Any buyer should instruct their agents, or their surveyors, to investigate such details as the buyer desires validated. This vessel is offered subject to sale, price change, location or withdrawal without notice.



AUSTRALIA - BULGARIA - INDIA - INDONESIA - ITALY - MALAYSIA - NEW ZEALAND - PANAMA - PHILIPPINES - SINGAPORE - SPAIN - UK - USA - VENEZUELA - VIETNAM