



# SEABOATS

MARINE BROKERS WITH A GLOBAL APPROACH

AUSTRALIA - BULGARIA - INDIA - INDONESIA - ITALY - MALAYSIA - NEW ZEALAND - PANAMA - PHILIPPINES - SINGAPORE - SPAIN - UK - USA - VENEZUELA - VIETNAM

[sales@seaboats.net](mailto:sales@seaboats.net) - [www.seaboats.net](http://www.seaboats.net)

## Crawler Crane Terex-DEMAG CC 2500-1



**Listing ID - 3818**

**Description** Crawler Crane Terex-DEMAG CC 2500-1

**Product type** Crane

**Price** 1,105,000 EUR

**Broker** Geoff Fraser  
[geoff.fraser@seaboats.net](mailto:geoff.fraser@seaboats.net)  
+64 21 61 222 5

**Location** Poland

### Crawler Crane Terex-DEMAG CC 2500-1

(max. lifting capacity 500 t at 9 m / 75%)  
with the following scope of supply:

**Year of production: 2009**

**Working hours: 16850 h – (dated on May 2021)**

Basic machine, consisting of:

### **CRAWLER CARRIER**

3-section carrier (car body and two crawlers),

Car body and crawler side frames fabricated of high-strength-fine-grain-structural steel

Track shoes and idler tumblers are fabricated of heat-treated high-strength cast steel

Hydraulic pin connected car body and crawler side frames

### **Quaddro drive**

#### **Central ballast 40 to**

Hydraulic jacks to facilitate crawler assembly and disassembly

Automatic centralized lubrication system for track rollers

Power train through planetary gear reduction and hydraulic motor (per crawler two hydro motors). Each crawler is infinitely variable controlled, both independently and in opposite direction

Track width 7.80 m

Track shoes 1.2 m wide

### **SUPERSTRUCTURE**

Superstructure frame fabricated of high-strength fine-grain structural steel

Triple-row roller bearing slew ring

DaimlerChrysler diesel engine type OM 501 LA , 315 kW/420PS , water cooled

Stainless steel exhaust system

Hoist drum H1 and second hoist drum H2 incl. drum rotation indicator, synchronizing and twist arrestor

Boom hoist E, slew unit

Running ropes - hoist rope H1, hoist rope H2, boom hoist rope E (2x)

A-frame, (incl. hydraulic system to raise A-frame)

Counterweight 160 t

Comfortable cabin incl. air-condition, swing out type, tiltable

Camera system for monitoring the rope drums

Hydraulic pinning foot pin/main boom

Self-contained hot air heater

Demag IC-1 control system incl. safe load indicator, working range limitation and safety devices

Reeving winch

Rotaflare warning light

### **Emergency control**

24 V electrical system

Painting with 2-pack acrylic enamel (Terex-standard: gray/RAL 7012, white/RAL 1013)

### **Attachments**

Main boom SH, length 84 m, with SH-head ( 1,5 m)

sheave assembly 400 to, with jib-top-section ( 7,5 m),

pendant bars, walkways, single red warning light, anemometer

Preparation for later attachment of luffing jib (preparation W1, without testing/acceptance)

W1 as Hoist 3 (only if luffing jib ordered)

Super lift attachment:

Mast 30 m

Derricking bridle

Winch W2 (on SL-Mast), with rope

Runner 2 m

Lateral auxiliary support

SL-counterweight tray, for max. SL-counterweight 250 t

SL-counterweight is included 220 t

With guiding-rope for SL radius 12 m / 14 m / 16 m

(in case SL-adjustment system is NOT ordered)

VARIO-Superlift incl. stabilisation adjustment -device with 2 vertical-cylinder in

SL-pendant bars for continuously variable SL-adjustment from 10 - 16 m

**ATTENTION:** Only for operation with SL-counterweight tray/NOT for operation with SL-counterweight carrier

**Hook blocks:**

Hook block 50 to, 1-sheave, single hook

Hook block 100 to, 3-sheave, ramshorn hook

**Optional Equipment (Carrier):**

Hydraulic cylinder on a-frame, for instance of self-assembly of crawler side frames

(Attention: cast-counterweights required)

**Possible configurations with above mentioned equipment**

- SH 24 – 84m

- SSL 36 -84m

- SSL/LSL 78m

**1B. OPTION for BASIC VERSION:**

Luffing jib SW, length 84 m, with luffing masts,

Fixed Fly Jib 12 m

pendant bars, walkways, luffing unit W1 (on main boom) + pendant bars WU, for main boom, length 84 m

**Possible configurations with above mentioned equipment (1A. + 1B.):**

- SGL max S1

- SH 24 – 84m

- SH/LH 42 – 108m

- SH/LH SGL max 84 – 102m

- SH+LF2 24-84 m

- SH/LH+LF2(12m) 42-96 m

- SH/LH+LF2 (12m) SGL max 42-96 m

- SW 30 – 72m + 24 – 72m

- SWSL 36 – 84m + 24 – 84m

- SSL 36 – 84m

- SSL/LSL 78 – 126m


- SSL/LSL SGL max 90 – 126m

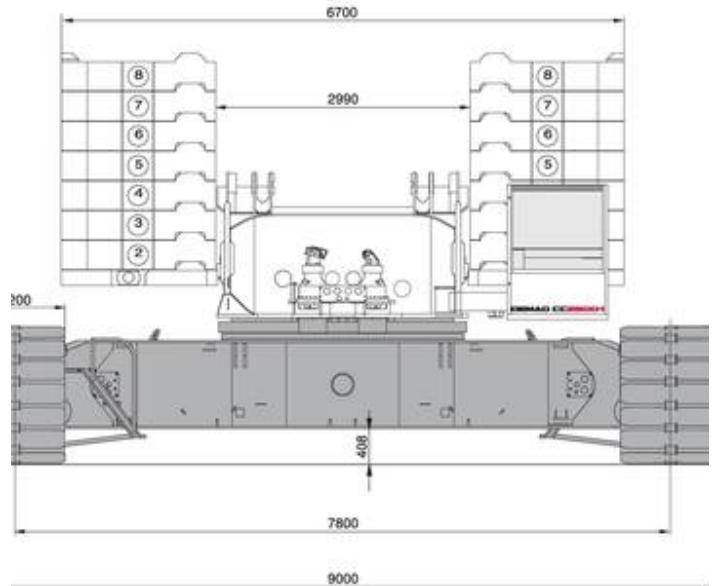
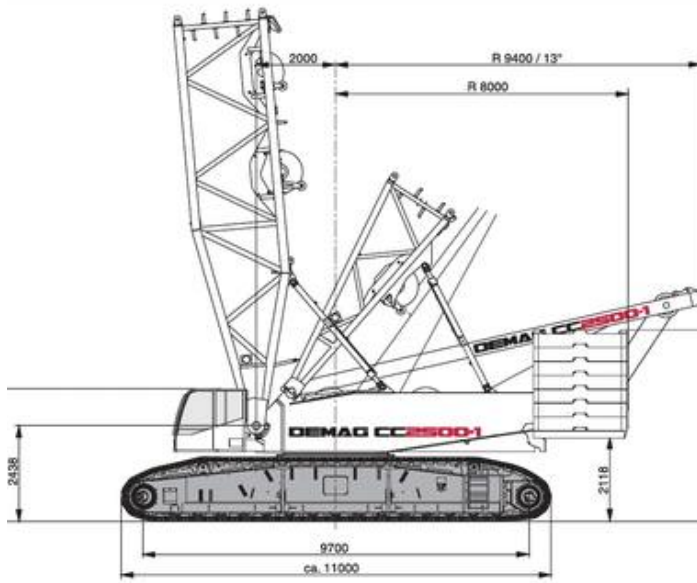
- SSL/LF2(12m) 36 - 84m

- SSL/LSL LF2(12m) – 78 – 126m

- SSL/LSL LF2(12m) SGL max – 90 – 126m

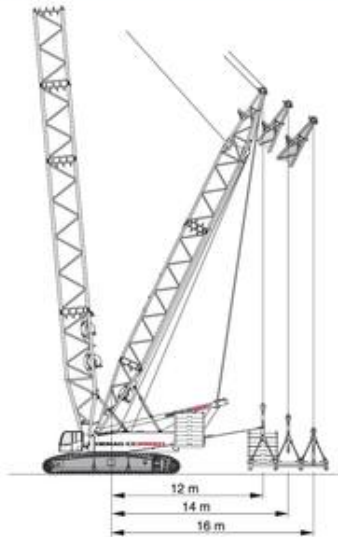






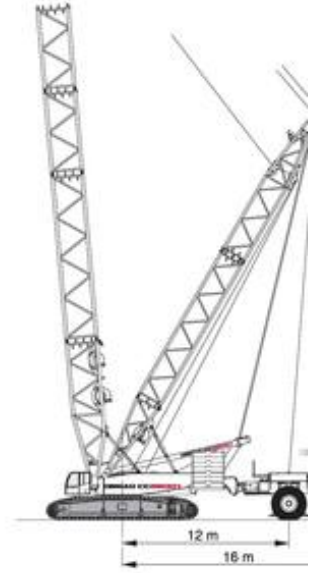

LIFT CONFIGURATIONS · SUPERLIFT-KONFIGURATIONEN · COMBINAISONS SUPERLIFT

BOARD-SL 12, 14, 16 m

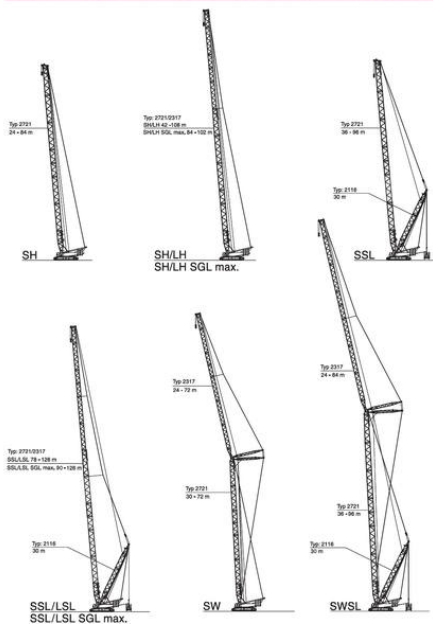


10-16 m

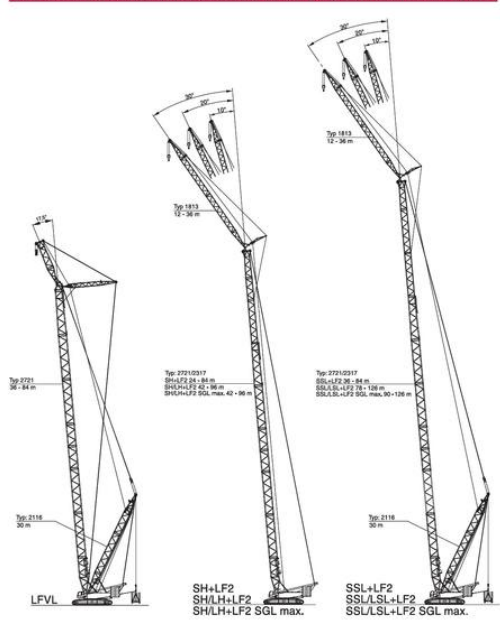
TELE-SL 12-16 m



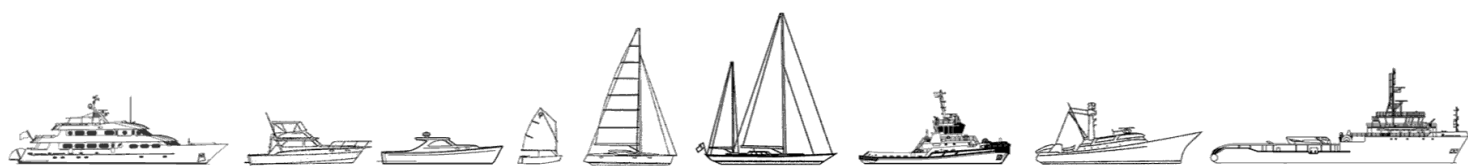
BOOM COMBINATIONS · AUSLEGER-KOMBINATIONEN · COMBINAISONS DE FLÈCHE



BOOM COMBINATIONS · AUSLEGER-KOMBINATIONEN · COMBINAISONS DE FLÈCHE



The details of all vessels are offered in good faith but we cannot guarantee or warrant the accuracy of this information nor warrant the condition of the vessel. Any buyer should instruct their agents, or their surveyors, to investigate such details as the buyer desires validated. This vessel is offered subject to sale, price change, location or withdrawal without notice.



AUSTRALIA - BULGARIA - INDIA - INDONESIA - ITALY - MALAYSIA - NEW ZEALAND - PANAMA - PHILIPPINES - SINGAPORE - SPAIN - UK - USA - VENEZUELA - VIETNAM