



SEABOATS

MARINE BROKERS WITH A GLOBAL APPROACH

AUSTRALIA - BULGARIA - INDIA - INDONESIA - ITALY - MALAYSIA - NEW ZEALAND - PANAMA - PHILIPPINES - SINGAPORE - SPAIN - UK - USA - VENEZUELA - VIETNAM

sales@seaboats.net - www.seaboats.net

NEW BUILD - 15m Pilot & Patrol Boat



Listing ID - 2028

Description	NEW BUILD - 15m Pilot & Patrol Boat
Date Launched	Built to Order
Length	14.95m (49ft)
Beam	4.00m (13ft)
Draft	0.60m (1ft 11in)
Note	12 tons
Location	ex factory, Turkey
Broker	Richard Pierrepont richard.pierrepont@seaboatsbrokers.com +44 7798 607 323
Price	POA

Length OA: 14.95m

Beam OA: 4.00m

Depth at sides: 1.80m

Draught Aft: 0.60m

Displacement: 12 tons

Tank Capacities

Fuel-Oil: 2.00 m3

Fresh Water: 0.40 m3

Grey Water: 0.20 m3

Performances

Speed: 32 Knots

Propulsion System

Main Engines: 2x FPT N67ENTM45

Total Power: 2x 420HP

Gear Boxes: 2x ZF 220 / Ratio: 1.128

Propulsion: 2x DOEN DJ110 Water Jet

Auxiliary Equipment

Main Generator: 1x Sole Diesel 7GSC - 6.6kW

Pumps: Bilge/GS/Fire/Air Condition

Deck Layout

Anchor: 1x18 kg

Chain: 10mm 50mt

Nautical and Communication Equipment

Search Lights: 1xRemote/Forward

Compass: Standart

VHF: Ray50 VHF / Raymarine

GPS: RS130 GPS / Raymarine

Echosounder: CP370 / Raymarine

Radar: RD418D 4KW DIGITAL RADOME / Raymarine

Remarks

Sea Conditions

Range : 350 NM

Sea Condition : 6 Beaufort

Turning Circle : 45M @ %90 MCR

Steering

Steering System Cylinder : Marcon

Steering System-Pump : SEA STAR - HH5272-3

Description

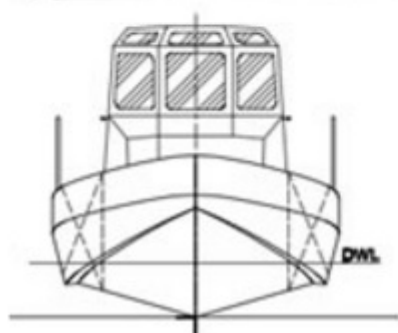
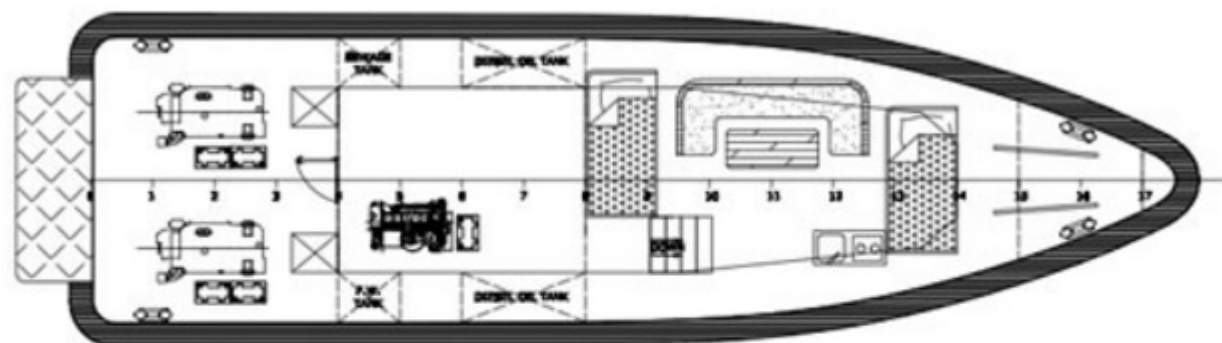
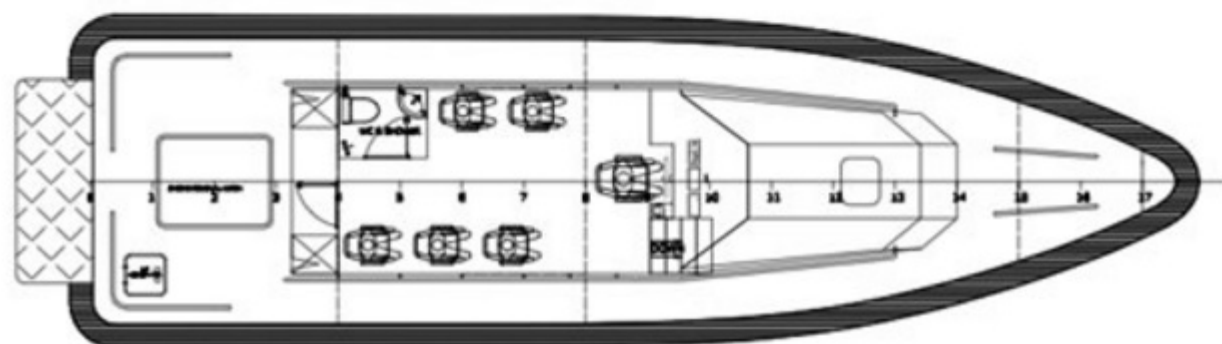
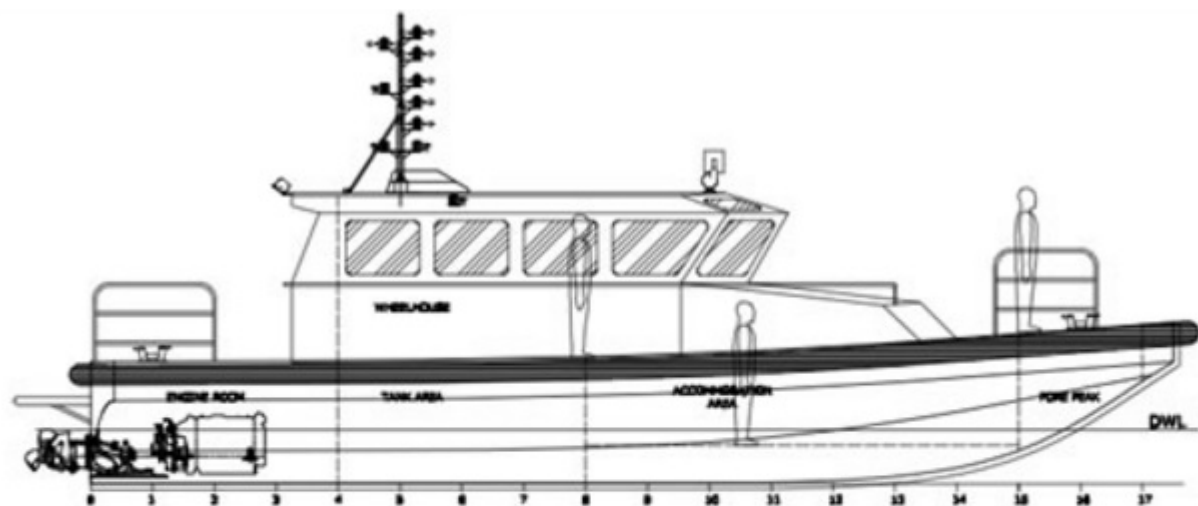
First Unit (BATUMI 1) of L153 Pilot Boat Series designed & built by Loyd shipyard and delivered to "Black Sea Pilot Service Ltd" - Batum / Georgia .

Pilot Boat is powered by twin FPT N67ENTM45 Diesel Engines each rated at 420 HP 3000 RPM . The Engines turn Doen DJ110 Waterjets via ZF220 Gear Boxes.

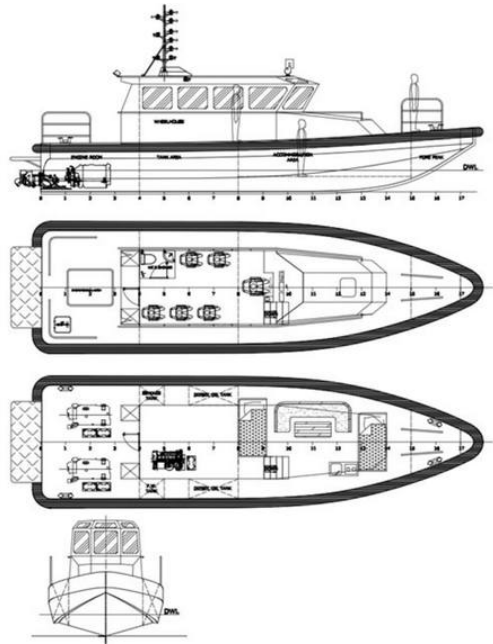
BATUMI 1 includes wide walk way. The wheelhouse & accommodation areas are cooled by Chiller type 24.000 Btu Cruisair by Domestic air conditioning system.

Interior accommodation area includes Kitchen, Fridge, Bench seats, Table, WC etc.

BATUMI 1 Pilot Boat was very well received throughout its acceptance trials meeting all requirements and surpassing the speed of 30 knots .







The details of all vessels are offered in good faith but we cannot guarantee or warrant the accuracy of this information nor warrant the condition of the vessel. Any buyer should instruct their agents, or their surveyors, to investigate such details as the buyer desires validated. This vessel is offered subject to sale, price change, location or withdrawal without notice.

